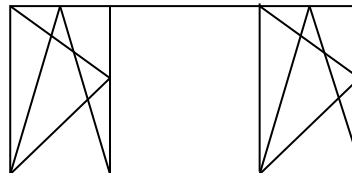


PLAN DE TÂMPLĂRIE

Clădirea Centrului Livada și Clădirea de Cabinete de tratament

FEREASTRĂ (2100 x 1200) = 4 buc.



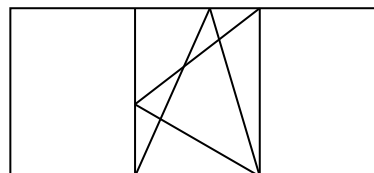
FEREASTRĂ (1000 x 1200) = 10 buc.
6 x DR, 4 x ST



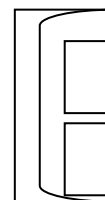
FEREASTRĂ Baie (500 x 600) = 6 buc.
FEREASTRĂ Baie (600 x 600) = 2 buc. DR
4 x DR, 2 x ST



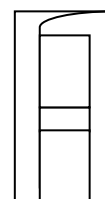
FEREASTRĂ (2980 x 2480) = 4 buc.
2 x DR, 1 x ST (panel/ sticlă)



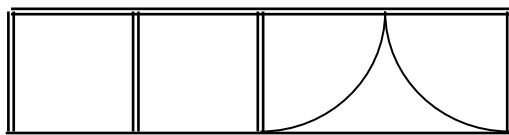
UȘĂ - interior (880 x 2100) = 16 buc.
6 x DR, 10 x ST (pvc, mdf cu panel sau sticlă)



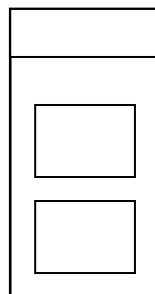
UȘĂ - interior (780 x 2100) = 12 buc.
8 x DR, 4 x ST (pvc, mdf cu panel sau sticlă)



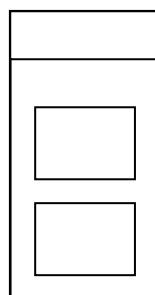
UȘĂ – exterior cu perete sticlă– intrare principală (1000+1000+1800/2100-h)



Ușă exterior (1000/2800) = 1 buc.

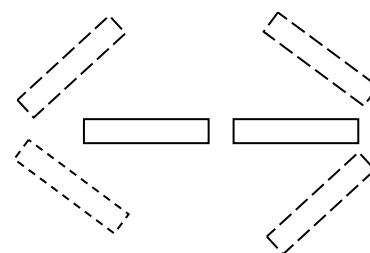


Ușă exterior (1200/2800) = 1 buc.



Ușă Dublă dublu batanta interior (2100/2100) = 1 buc.

Pvc, lemn, mdf



Înlocuit sticle crapate:

Etaj 1 (1380 x 1270 x 24 mm)

Etaj 2 (1520 x 1140 x 22 mm)

Sebastian Cristorean, manager proiect, Telefon: 0372-968269